

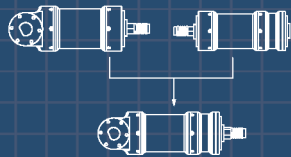
# PAN & TILT

## RS1-2120

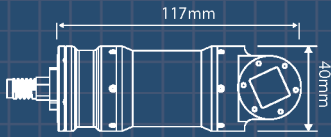
The combination of an inline rotate and 90° rotate stage creates a highly capable and ultra-compact pan-tilt actuator. Configured with sonar or camera, RS1-2120 provides operators

with the ability to control sensor output orientations manually or programme autonomous angular sweeps making it a useful tool for search and survey operations.

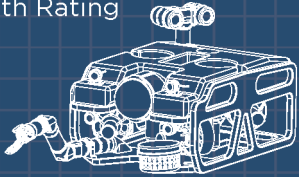
**MODULAR**  
Two Independent Axis



**SMALL & LIGHT**  
40mm OD & 240g



**SUBSEA READY**  
300m  
Depth Rating




### Mechanical

Torque	0.6Nm
Rate	60°/s
Travel	Cont. (Tilt) 330° (Rotate)



### Electrical

Voltage	18-30V
Power	11W Max
COMS	RS232/485



### Environmental

Depth	300 MSW
Temp	-35 to 35°C
Material	AL 6061

**BLUEPRINT LAB**

+61 2 8591 4547 | [info@blueprintlab.com](mailto:info@blueprintlab.com) | [www.blueprintlab.com](http://www.blueprintlab.com)